

**Annual Report of Immigrant Visa Applicants in the Family-sponsored and
Employment-based preferences Registered at the National Visa Center
as of November 1, 2020**

Most prospective immigrant visa applicants qualify for status under the law on the basis of family relationships or employer sponsorship. Entitlement to visa processing in these classes is established ordinarily through approval by U.S. Citizenship and Immigration Services (USCIS) of a petition filed on the applicant's behalf. The petitions of applicants who will be processed at an overseas post are forwarded by USCIS to the Department of State; applicants in categories subject to numerical limit are registered on the visa waiting list. Each case is assigned a priority (i.e., registration) date based on the filing date accorded to the petition. Visa issuance within each numerically limited category is possible only if the applicant's priority date is within the applicable final action dates which are published each month by the Department of State in the *Visa Bulletin*. Family and Employment preference applicants compete for visa numbers within their respective categories on a worldwide basis according to priority date; a per-country limit on such preference immigrants set by INA 202 places a maximum on the amount of visas which may be issued in a single year to applicants from any one country, however.

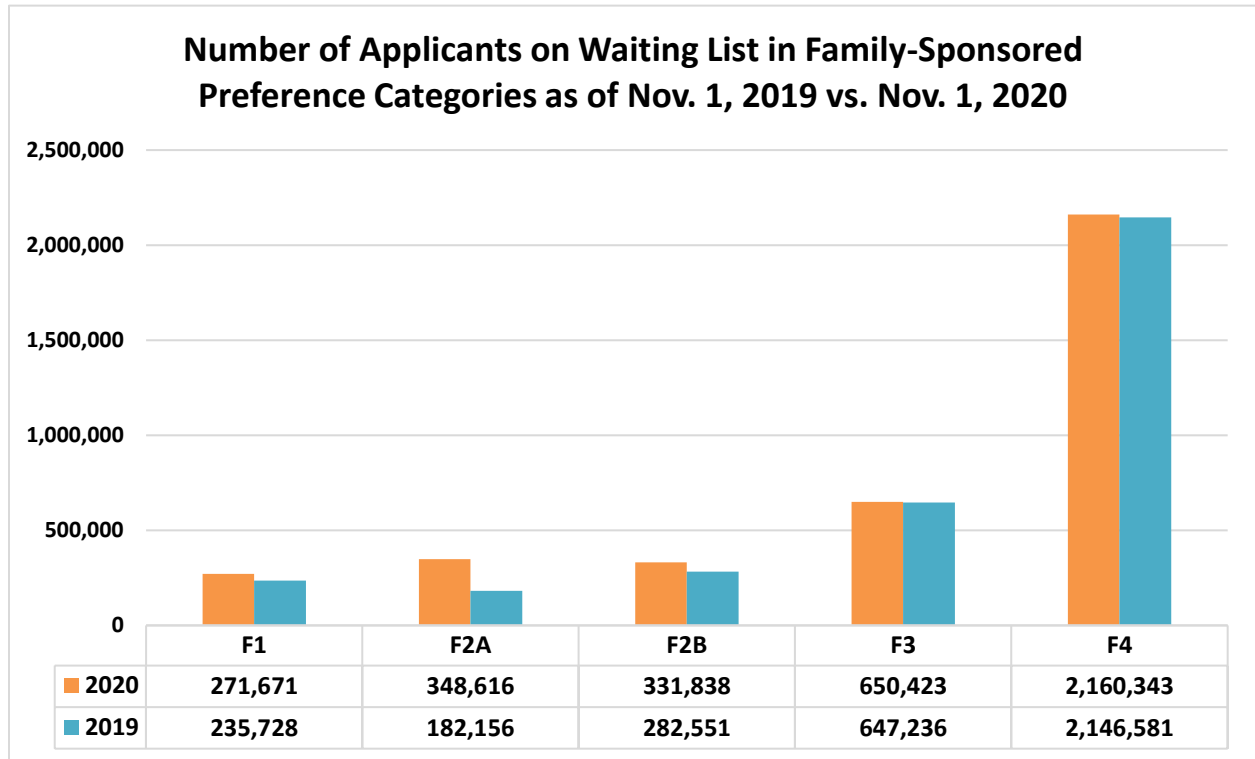
In October, the Department of State asked the National Visa Center (NVC) at Portsmouth, New Hampshire to report the totals of applicants on the waiting list in the various numerically-limited immigrant categories. Applications for adjustment of status under INA 245 which are pending at USCIS Offices are not included in the tabulation of the immigrant waiting list data which is being provided at this time. As such, the following figures ONLY reflect petitions which the Department of State has received, and do not include the significant number of applications held with the USCIS Offices.

The following figures have been compiled from the NVC report submitted to the Department on November 1, 2020, and show the number of immigrant visa applicants on the waiting list in the various preferences and subcategories subject to numerical limit. All figures reflect persons registered under each respective numerical limitation, i.e., the totals represent not only principal applicants or petition beneficiaries, but their spouses and children entitled to derivative status under INA 203(d) as well.

The Family-sponsored and Employment-based totals provided in this year's waiting list report are considerably higher than would normally be expected. This is based on the fact that COVID-19 related issues have severely impacted the ability of overseas posts to process such cases since April 2020, resulting in their retention at NVC, and inclusion in this year's report.

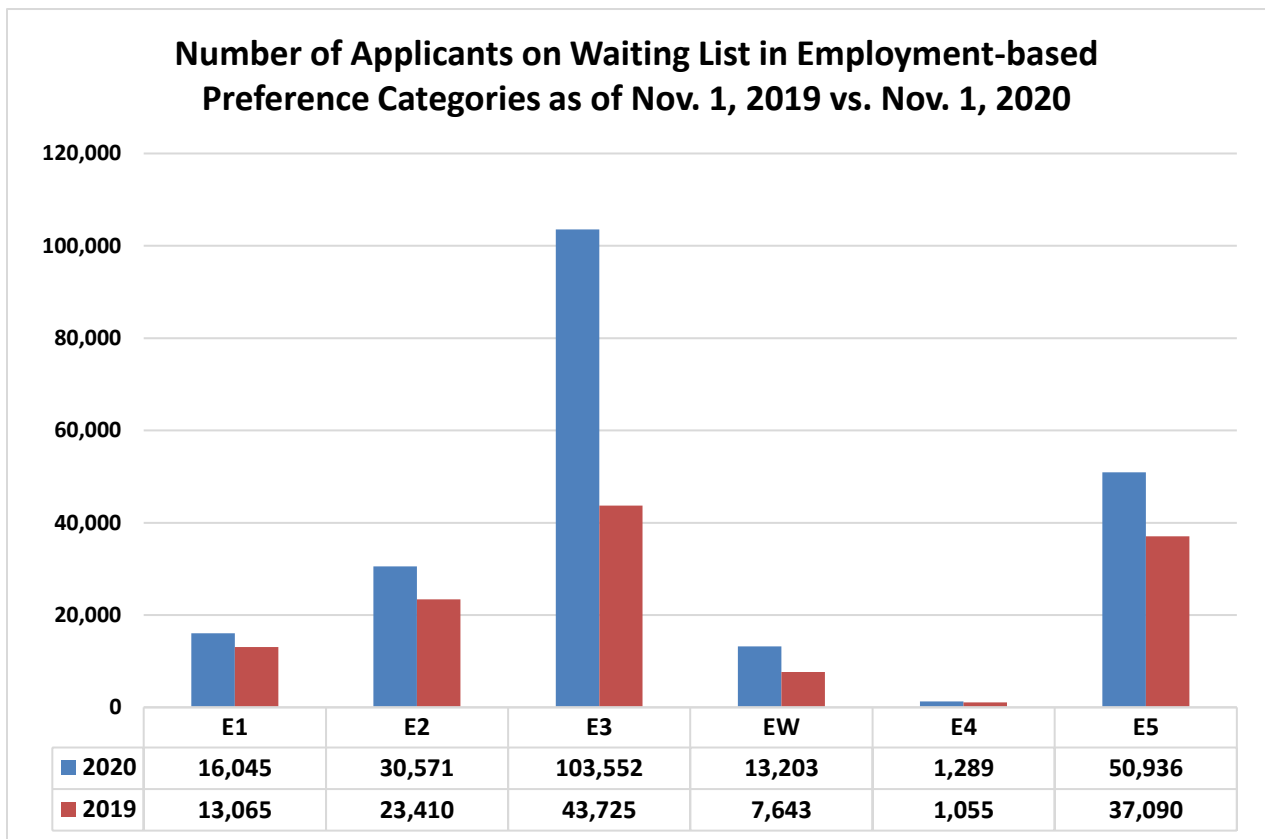
Family-sponsored Preferences

Category	As of Nov. 1, 2019	As of Nov. 1, 2020	% of Change From 2019 Totals
FAMILY FIRST	235,728	271,671	(+15.3%)
FAMILY SECOND TOTAL	464,707	680,454	(+46.4%)
2A-Spouses/Children:	182,156	348,616	(+91.4%)
2B-Adult Sons/Daughters:	282,551	331,838	(+17.4%)
FAMILY THIRD	647,236	650,423	(+0.5%)
FAMILY FOURTH	2,146,581	2,160,343	(+0.6%)
TOTAL	3,494,252	3,762,891	(+7.7%)



Employment-based Preferences

Category	As of Nov. 1, 2019	As of Nov. 1, 2020	% of Change From 2019 Totals
EMPLOYMENT FIRST	13,065	16,045	(+22.8%)
EMPLOYMENT SECOND	23,410	30,571	(+30.6%)
EMPLOYMENT THIRD TOTAL	51,368	116,755	(+127.3%)
Skilled Workers:	43,725	103,552	(+136.8%)
Other Workers:	7,643	13,203	(+72.7%)
EMPLOYMENT FOURTH TOTAL	1,055	1,289	(+22.2%)
EMPLOYMENT FIFTH TOTAL	37,090	50,936	(+37.3%)
TOTAL	125,988	215,596	(+71.1%)
GRAND TOTAL	3,620,240	3,978,487	(+9.9%)



Immigrant Waiting List By Country

Immigrant visa issuances during fiscal year 2021 will be limited by the terms of INA 201 to no more than 226,000 in the family-sponsored preferences and approximately 262,000 in the employment-based preferences. (Visas for "Immediate Relatives" - i.e., spouses, unmarried children under the age of 21 years, and parents of U.S. citizens - are not subject to numerical limitation, however.)

It should by no means be assumed that once an applicant is registered, the case is then continually included in the waiting list totals unless and until a visa is issued. The consular procedures mandate a regular culling of visa cases to remove from the count those unlikely to see further action, so that totals are not unreasonably inflated.

The ten countries with the highest number of waiting list registrants in FY 2021 are listed below; together these represent 75.8% of the total. This list includes all countries with at least 78,000 persons on the waiting list. There is a seven percent per-country limit, which visa issuances to any single country may not exceed. This limit serves to avoid the potential monopolization of virtually all the annual limitation by applicants from only a few countries. That limitation is not a quota to which any particular country is entitled, however. For FY 2021 the per-country limit will be approximately 34,160.

Country	Applicants
Mexico	1,224,062
Philippines	318,481
India	309,758
China - mainland born	247,389
Vietnam	217,985
Dominican Republic	212,757
Bangladesh	178,976
Pakistan	121,716
Haiti	104,368
Cuba	78,228
All Others	964,767
Worldwide Total	3,978,487

Immigrant Waiting List By Preference Category

FAMILY-SPONSORED PREFERENCES

Family FIRST Preference:

The worldwide Family FIRST preference numerical limitation is 23,400. The top ten countries with the highest F1 waiting list totals are:

Country	Family First Preference Total	Percent of Category Waiting List
Mexico	93,988	34.6%
Dominican Republic	27,138	10.0%
Philippines	17,906	6.6%
Jamaica	14,964	5.5%
Haiti	13,104	4.8%
El Salvador	10,853	4.0%
Colombia	5,500	2.0%
Honduras	5,138	1.9%
Guyana	4,938	1.8%
Vietnam	4,857	1.8%
All Others	73,285	27.0%
Total	271,671	100%

Cases are being added to the waiting list in this category not only by the approval of new FIRST preference petitions, but also through automatic conversion of pending 2B cases into FIRST preference upon the naturalization of the petitioner.

The prospect for increasing future demand in the FIRST preference could result in slower advances in the worldwide final action date as a consequence. Only two countries, Mexico and Philippines, have FIRST preference final action dates which are earlier than the worldwide date. (NOTE: A Family 2B petition automatically converts to a Family FIRST petition if the petitioner naturalizes. However, Section 6 of the Child Status Protection Act of 2002, Pub. L. 107-208, provides relief for Family 2B applicants who would be disadvantaged by a conversion to Family FIRST status due to a less favorable Family FIRST final action date).

Family SECOND Preference:

The total Family SECOND preference waiting list figure is 680,454. Of these, 348,616 (51.2%) are spouses and children of permanent residents of the United States (the 2A class), and 331,838 (48.8%) are adult unmarried sons/daughters of permanent residents (the 2B class). The Family SECOND preference represents 18.1% of the total Family preference waiting list. It will receive 114,200 visa numbers for FY 2021, just over half of the 226,000 family preference total; 77% of SECOND preference numbers are provided to 2A applicants, while the remaining 23% go to the 2B class.

2A: About 87,900 visa numbers are available for use during FY 2021. The top ten countries with the highest 2A waiting list totals are:

Country	Family 2A Preference Total	Percent of Category Waiting List
Mexico	87,582	25.1%
Dominican Republic	52,967	15.2%
Cuba	35,276	10.1%
El Salvador	16,359	4.7%
Haiti	14,016	4.0%
Philippines	12,515	3.6%
Vietnam	11,003	3.2%
China - mainland born	9,157	2.6%
Guatemala	8,300	2.4%
Honduras	7,503	2.2%
All Others	93,938	26.9%
Total	348,616	100%

Upon naturalization of the petitioner, a pending 2A case is converted automatically into the “Immediate Relative” visa category, which is not subject to numerical limit and therefore has no visa waiting period. As a result, the amount of cases being processed in the “Immediate Relative” category may increase and partially offset new F2A filings.

2B: Visa numbers for this class of adult sons and daughters will be approximately **26,260** during FY 2021. The top ten countries with the highest 2B waiting list totals are:

Country	Family 2B Preference Total	Percent of Category Waiting List
Mexico	119,934	36.2%
Dominican Republic	50,220	15.1%
Philippines	46,117	13.9%
Haiti	14,193	4.3%
Cuba	11,646	3.5%
El Salvador	11,460	3.5%
Vietnam	10,353	3.1%
China - mainland born	7,858	2.4%
Jamaica	4,444	1.3%
Ecuador	4,373	1.3%
All Others	51,240	15.4%
Total	331,838	100%

Some of the 2B applicants were formerly counted in the 2A waiting list and have since turned 21.

Family THIRD Preference:

The annual visa limit is **23,400**. Two oversubscribed countries (Mexico and Philippines) have sufficiently heavy demand in this preference to require a final action date substantially earlier than the worldwide date. The top ten countries with the highest F3 waiting list totals are:

Country	Family Third Preference Total	Percent of Category Waiting List
Mexico	204,491	31.4%
Philippines	109,589	16.9%
India	40,664	6.3%
Vietnam	31,900	4.9%
China - mainland born	18,266	2.8%
Dominican Republic	17,722	2.7%
Haiti	15,579	2.4%
Pakistan	14,128	2.2%
El Salvador	10,847	1.7%
Cuba	10,680	1.5%
All Others	176,557	27.2%
Total	650,423	100%

Family FOURTH Preference:

Applicants registered in the Family FOURTH preference total 2,160,343. Annual visa issuances are limited to 65,000. The waiting period for the Family FOURTH preference is longer than any other category because the demand significantly exceeds the number of available visas. The countries listed below have the largest number of FOURTH preference applicants:

Country	Family Fourth Preference Total	Percent of Category Waiting List
Mexico	713,982	33.0%
India	201,412	9.3%
Bangladesh	166,368	7.7%
Vietnam	156,594	7.3%
China - mainland born	140,538	6.5%
Pakistan	99,685	4.6%
Philippines	97,897	4.5%
Dominican Republic	64,560	3.0%
Haiti	47,400	2.2%
El Salvador	27,741	1.3%
All Others	444,166	20.6%
Total	2,160,343	100%

The waiting period in this preference is now over thirteen years for countries of most favorable visa availability and even longer for some oversubscribed countries (notably Mexico and Philippines).

EMPLOYMENT-BASED PREFERENCES

It is important to note that normally about eighty-five percent of all Employment preference immigrants are processed as adjustment of status cases at USCIS offices. Cases pending with USCIS are not counted in the consular waiting list tally which is presented below. Therefore, in several Employment categories the waiting list totals being provided below significantly understate real immigrant demand. The Employment waiting list counts not only prospective workers, but also their spouses and children entitled under the law to derivative preference status.

Employment FIRST Preference:

Top countries are:

Country	Employment First Preference Total	Percent of Category Waiting List
China - mainland born	9,035	56.3%
India	2,111	13.2%
Canada	540	3.4%
Great Britain and Northern Ireland	448	2.8%
Brazil	437	2.7%
Korea, South	371	2.3%
Russia	190	1.2%
Venezuela	180	1.1%
France	171	1.1%
Mexico	152	0.9%
All Others	2,410	15.0%
Total	16,045	100%

This category is "current" at present for all but two countries.

Employment SECOND Preference:

Top countries are:

Country	Employment Second Preference Total	Percent of Category Waiting List
India	18,563	60.7%
China - mainland born	5,566	18.2%
Korea, South	2,046	6.7%
Brazil	478	1.6%
Canada	460	1.5%
All Others	3,458	11.3%
Total	30,571	100%

This category is "current" at present for all but two countries.

Employment THIRD Preference:

Top countries are:

Country	Employment Third Preference: Skilled Worker/Professional Components	Percent of Category Waiting List
India	36,524	35.3%
Philippines	32,490	31.4%
China - mainland born	7,284	7.0%
Korea, South	2,216	2.1%
Kenya	1,970	1.9%
All Others	23,068	22.3%
Total	103,552	100%

Employment Third “Other Workers”:

Top Countries are:

Country	Employment Third Preference: Other Worker Components	Percent of Category Waiting List
Mexico	2,142	16.2%
Philippines	1,629	12.3%
China – mainland born	1,315	10.0%
Vietnam	1,211	9.2%
Zimbabwe	969	7.3%
All Others	5,937	45.0%
Total	13,203	100%

Two oversubscribed countries (China-mainland born and India) have sufficiently heavy demand in the Employment Third and Third “Other Worker” Preferences to require final action dates at present. The category is “current” for all other countries.

Employment FOURTH Preference:

Top countries are:

Country	Employment Fourth Preference	Percent of Category Waiting List
India	341	26.5%
Mexico	102	7.9%
Nigeria	67	5.2%
Korea, South	47	3.6%
Guatemala	36	2.8%
All Others	696	54.0%
Total	1,289	100%

The above Employment Fourth Preference category totals include the SR category.

Visa availability is “current” at present for all countries except for El Salvador, Guatemala, Honduras, and Mexico.

Employment FIFTH Preference:

Top countries are:

Country	Employment Fifth Preference	Percent of Category Waiting List
China - mainland born	45,749	89.8%
Vietnam	1,747	3.4%
India	775	1.5%
Hong Kong S.A.R.	767	1.5%
Brazil	246	0.5%
All Others	1,652	3.3%
Total	50,936	100%

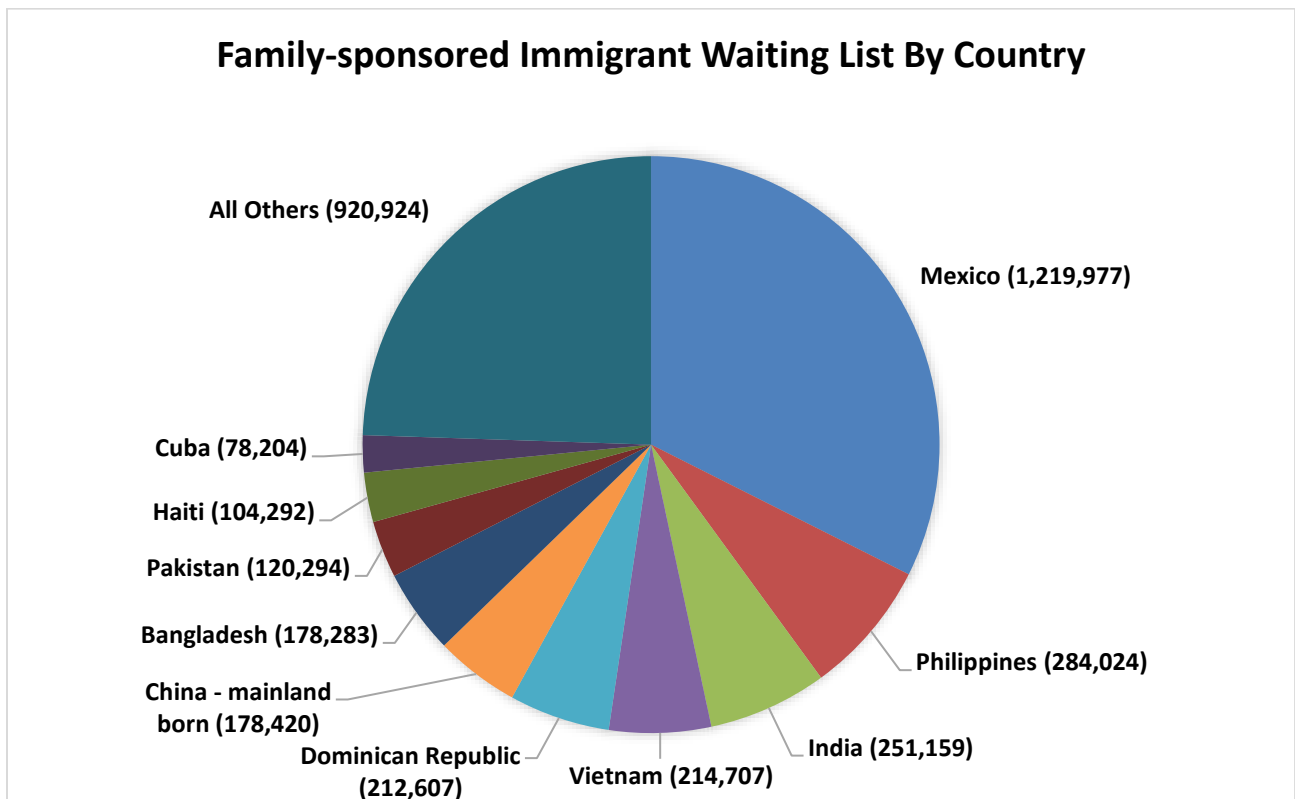
Visa availability is “current” at present for all countries except China-mainland born and Vietnam.

Family-sponsored Immigrant Waiting List By Country

The ten countries with the highest number of Family-sponsored waiting list registrants are listed below; together these represent 75.5% of the total. This list includes all countries with at least 78,000 persons on the waiting list. (The per-country limit in INA 202 sets an annual maximum on the amount of Family preference visas which may be issued to applicants from any one country; the FY 2021 per-country limit will be **15,820**.)

Family-sponsored Preferences

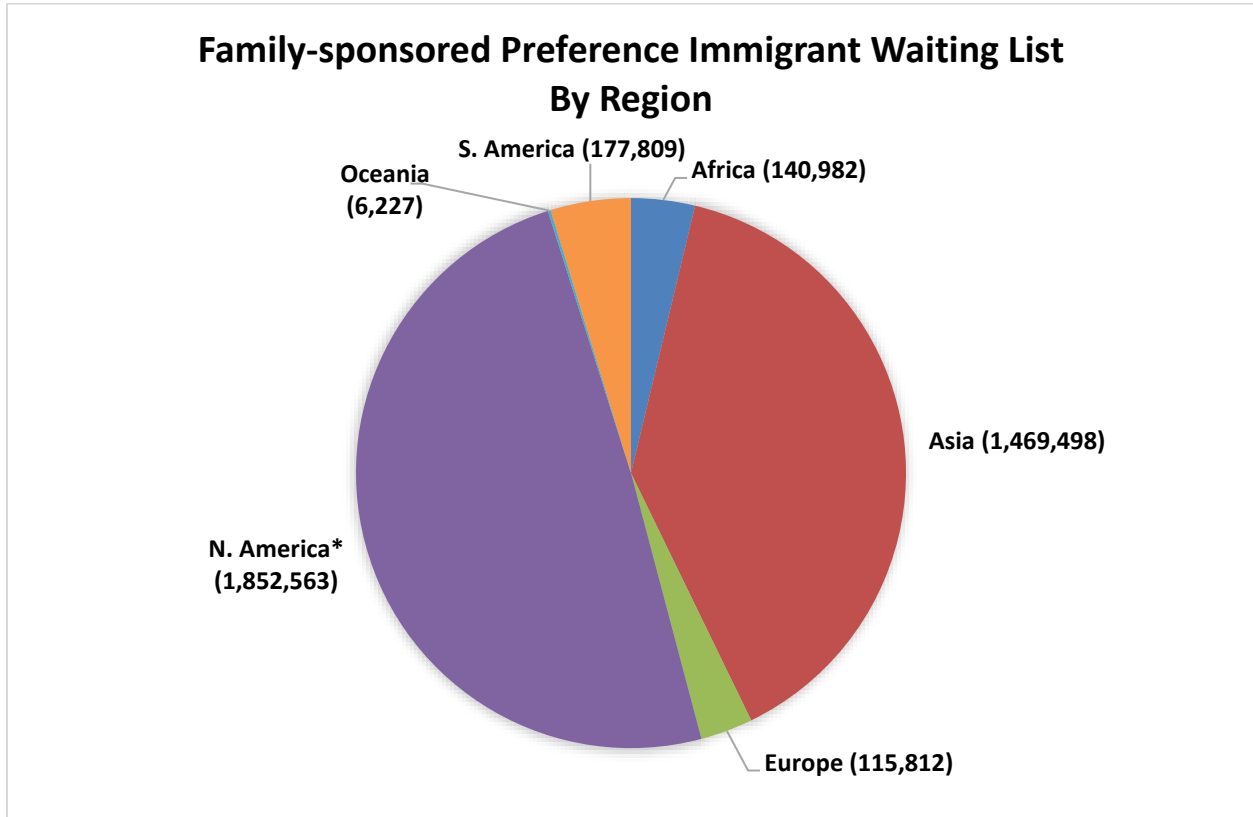
Country	Total
Mexico	1,219,977
Philippines	284,024
India	251,159
Vietnam	214,707
Dominican Republic	212,607
China - mainland born	178,420
Bangladesh	178,283
Pakistan	120,294
Haiti	104,292
Cuba	78,204
All Others	920,924
Worldwide Total	3,762,891



Family-sponsored Immigrant Waiting List By Region

A breakdown of the NVC waiting list by region is:

Region	Total
Africa	140,982
Asia	1,469,498
Europe	115,812
N. America*	1,852,563
Oceania	6,227
S. America	177,809
Family Total	3,762,891



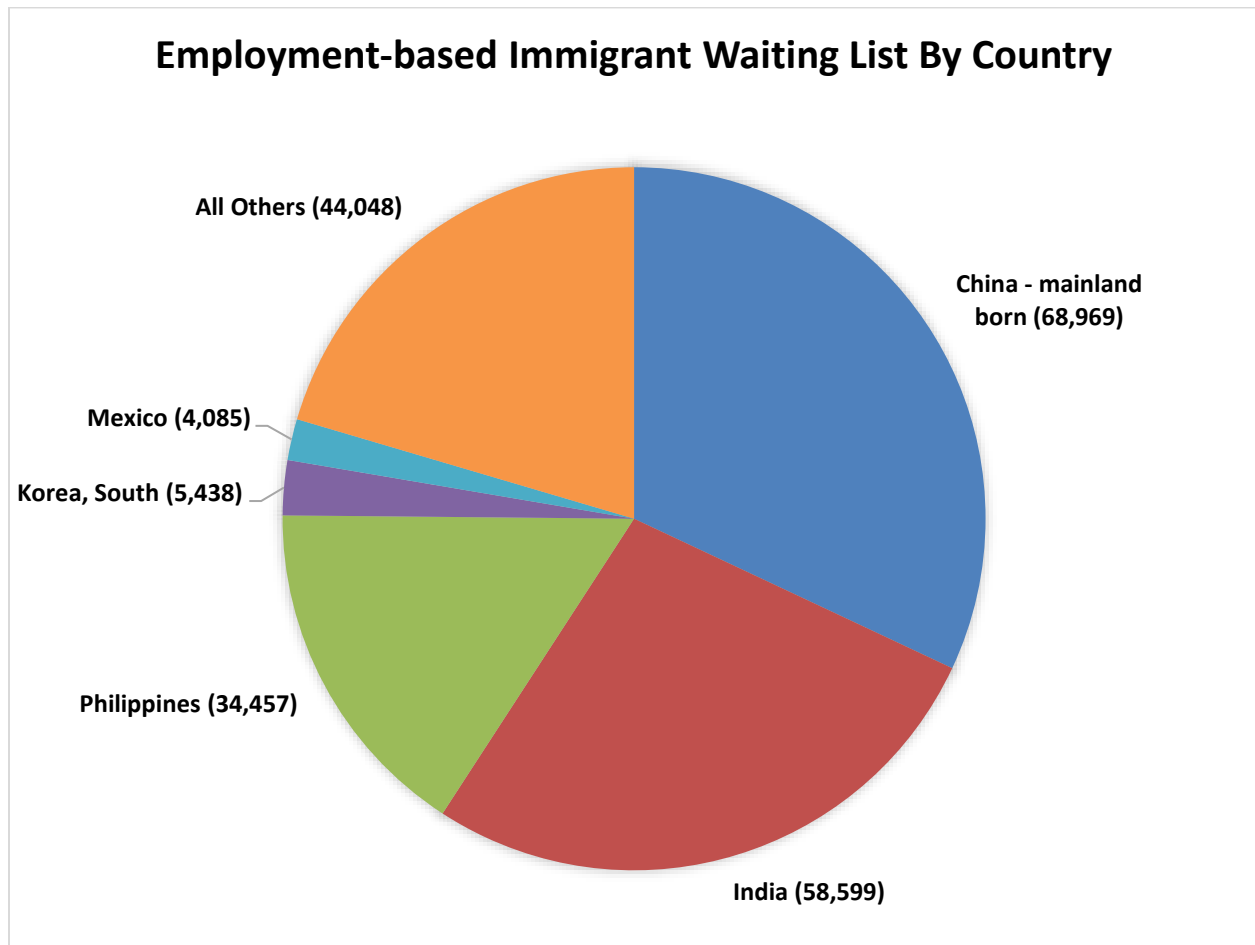
*North America includes Canada, Mexico, Central America and the Caribbean.

Employment-based Immigrant Waiting List By Country

The five countries with the highest number of Employment-based waiting list registrants are listed below; together these represent 79.6% of the total. This list includes all countries with at least 4,000 persons on the waiting list. (The per-country limit in INA 202 sets an annual maximum on the amount of Employment preference visas which may be issued to applicants from any one country; the FY 2021 per-country limit will be approximately 18,340.)

Employment-based Preferences

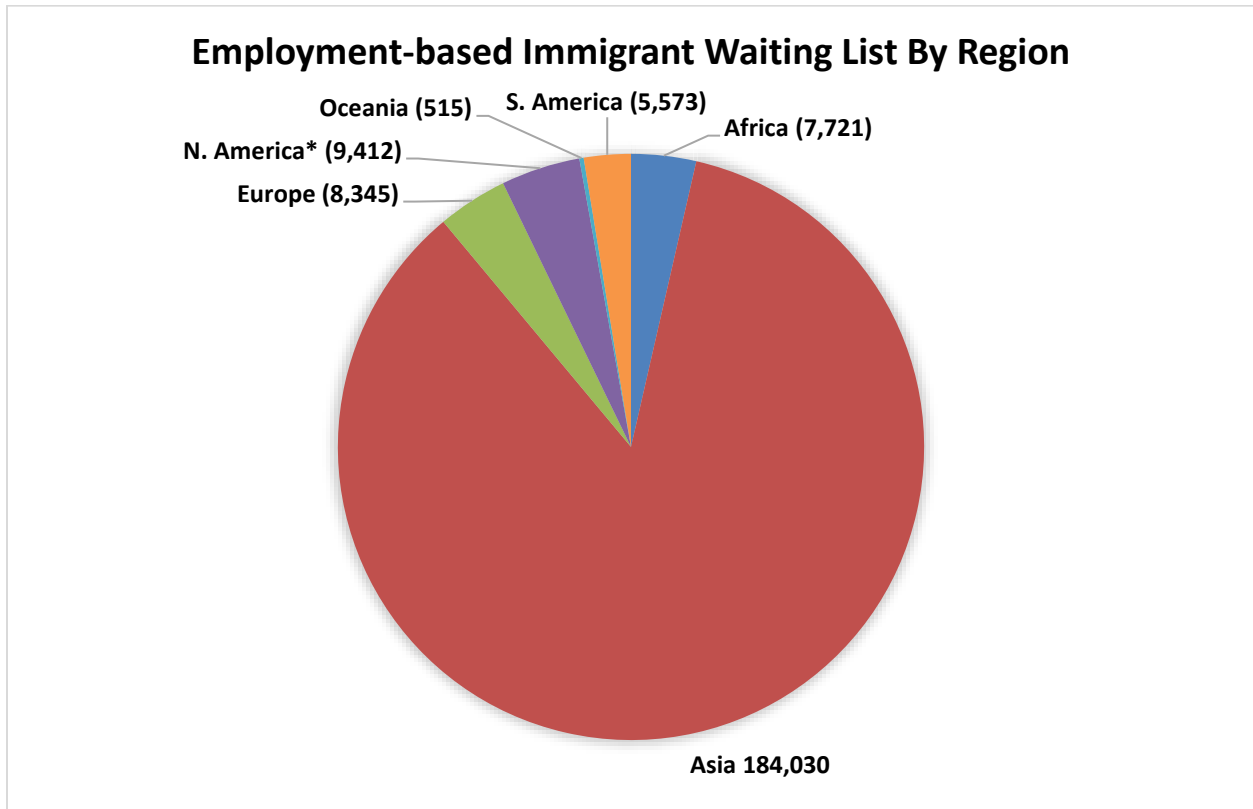
Country	Total
China - mainland born	68,969
India	58,599
Philippines	34,457
Korea, South	5,438
Mexico	4,085
All Others	44,048
Worldwide Total	215,596



Employment-based Immigrant Waiting List By Region

A breakdown of the NVC waiting list by region is:

Region	Total
Africa	7,721
Asia	184,030
Europe	8,345
N. America*	9,412
Oceania	515
S. America	5,573
Employment Total	215,596



*North America includes Canada, Mexico, Central America and the Caribbean.